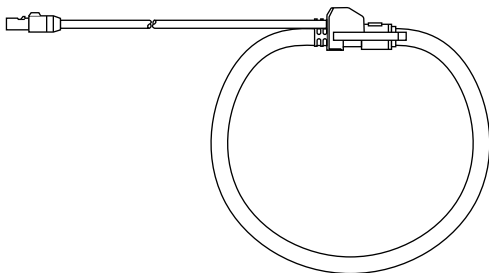


# FLUKE®

## 3210-PR

### *Flex Current Probe*

### *Instruction Sheet*



### **Introduction**

The Fluke 3210-PR Flex Current Probe (“the Probe”) are ac current Probes utilizing the Rogowski principle. They can be used with the Fluke 1750 to measure current from very low frequencies up to 15 kHz. The flexible and lightweight measuring head allows quick and easy installation in hard to reach areas and with large conductors.

The Probes are designed for use with the Fluke 1750 Power Recorder.

### **Contacting Fluke**

To contact Fluke, call:

1-888-993-5853 in USA

1-800-363-5853 in Canada

+31-402-675-200 in Europe

+81-3-3434-0181 in Japan

+65-738-5655 in Singapore









+1-425-446-5500 from anywhere in the world

Or, visit Fluke’s Web site at [www.fluke.com](http://www.fluke.com)

To register your product, visit [register.fluke.com](http://register.fluke.com)

## Symbols

The table below lists the symbols used on the Probe and/or in this instruction sheet.

Symbol	Description
	Do not dispose of this product as unsorted municipal waste. Go to Fluke's website for recycling information.
	Important Information. See manual.
	Hazardous Voltage. Risk of electric shock.
	Double insulation.
	Do not apply to or remove from hazardous, live conductors.
	Conforms to relevant standards of the Canadian Standards Association.
	Complies with the relevant European standards.
	Conforms to relevant Australian standards.

## Safety Instructions

Please read this section carefully. It will familiarize you with the most important safety instructions for handling the Probe. In this instruction sheet, a **Warning** identifies conditions and actions that pose hazard(s) to the user. A **Caution** identifies conditions and actions that may damage the Probe or the test instruments.

### **Warning**

**The Probe may only be used and handled by qualified personnel. To avoid personal injury, follow these precautions:**

- **Do not apply to or remove from hazardous live conductors without taking additional protective measures.**
- **To avoid electric shock, de-energize circuit during installation and removal of Probe; high voltages and currents may be present in adjacent circuits.**
- **Do not use the Probe if damaged. Always connect to display device before it is installed around the conductor.**
- **Use the Probe only as specified in the operating instructions; otherwise the safety features may not protect you.**

- **Adhere to local and national safety codes. Individual protective equipment must be used to prevent the shock and arc blast injury where hazardous live conductors are exposed.**
- **Before each use, inspect the Probe. Look for cracks or missing portions of the housing or output cable insulation. Also look for loose or weakened components.**
- **Use caution when working with voltages above 60 V dc, 30 V ac rms or 42 V ac peak. Such voltages pose a shock hazard.**
- **Use of this equipment is designed to 600 V CAT IV or 1000 V CAT III standards. 600 V CAT IV or 1000 V CAT III equipment is designed to protect against the transients in the equipment in fixed equipment installations, such as distribution panels, feeders and short branch circuits, and the lighting systems in large buildings.**
- **Do not use the Probe in wet environments or in locations that hazardous gases exist.**

## **Operating Instructions**

1. Connect the Probe to the 1750 via the 1750 current input jack.
2. De-energize the circuit and place the Probe around the conductor under test.
3. Observe and take measurements as required. Positive output indicates that the current flow is in the direction shown by the arrow on the Probe.

## **Maintenance**

### **Cleaning**

Clean the Probe periodically by wiping it with a damp cloth and detergent. Do not use abrasive cleaners or solvents. Do not immerse the Probe in liquids.

## **Specifications**

### **Electrical Characteristics**

Output Sensitivity @ 60 Hz (@ output of the integrator)	2 mV/A
Accuracy (@ 25 °C)	± 1 % of reading
Linearity (10 % to 100 % of range)	± 0.2 % of reading
Temperature Coefficient	± 0.05 % of reading per °C
Position Sensitivity (with cable > 25 mm from the coupling)	± 2 % of reading
External Field (with cable > 200 mm from the head)	± 1 % of reading
Working Voltage (see Safety Standards)	1000 V under CAT III conditions and 600 V under CAT IV conditions. (V ac rms or dc)

## General Characteristics

Probe and Cable Material	Alcryn 2070NC, reinforced insulation, UL94 V0, Color: RED
Couplings Material	Lati Latamid 6H-V0 Nylon
Probe Cable Length	24 in. (610 mm) 3210-PR
Probe Cable Diameter	0.49 in. (12.4 mm)
Transducer Bend Radius (min)	1.5 in. (38.1 mm)
Output Cable	2 core screened, double insulated, 3 meters long
Output Connector	LEMO 6 pin male connector
Operating Temperature Range	-4 to +194 °F (-20 to +90 °C)
Storage Temperature Range	-40 to 221 °F (-40 to +105 °C)
Operating Humidity	15 % to 85 % (non condensing)
Degree of protection	IP40

## Safety Standards

EN/IEC 61010-1 2001

EN/IEC 61010-2-032:2002

Pollution Degree 2

Use of the Probe on uninsulated conductors is limited to 1000 V under CAT III conditions and 600V under CAT IV conditions ac rms or dc and frequencies below 1 kHz.

Please note that the safety rating for the output to ground is limited to 30 V ac rms or dc by the connector specified.

### LIMITED WARRANTY AND LIMITATION OF LIABILITY

This Fluke product will be free from defects in material and workmanship for one year from the date of purchase. This warranty does not cover fuses, disposable batteries, or damage from accident, neglect, misuse, alteration, contamination, or abnormal conditions of operation or handling. Resellers are not authorized to extend any other warranty on Fluke's behalf. To obtain service during the warranty period, contact your nearest Fluke authorized service center to obtain return authorization information, then send the product to that Service Center with a description of the problem.

THIS WARRANTY IS YOUR ONLY REMEDY. NO OTHER WARRANTIES, SUCH AS FITNESS FOR A PARTICULAR PURPOSE, ARE EXPRESSED OR IMPLIED. FLUKE IS NOT LIABLE FOR ANY SPECIAL, INDIRECT, INCIDENTAL OR CONSEQUENTIAL DAMAGES OR LOSSES, ARISING FROM ANY CAUSE OR THEORY. Since some states or countries do not allow the exclusion or limitation of an implied warranty or of incidental or consequential damages, this limitation of liability may not apply to you.

Fluke Corporation  
P.O. Box 9090  
Everett, WA 98206-9090  
U.S.A.

Fluke Europe B.V.  
P.O. Box 1186  
5602 BD Eindhoven  
The Netherlands